



# SMART REDUCTION



CRUSHERS





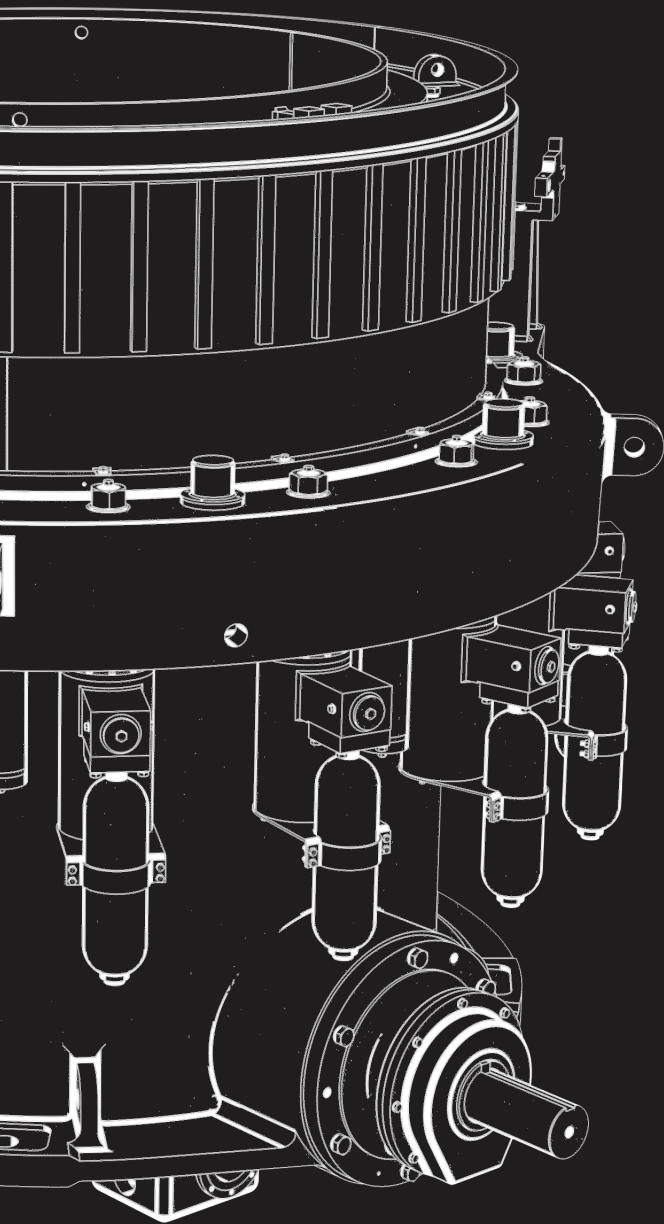
# MAKING SMART DECISIONS FOR YOUR CRUSHER

---



Quality. Safety. Service. Innovation. The formula behind our crushing products and services. It's what has made L&H Industrial Honestly Better for over 55 years. It's what we were built on, it's what drive us today, and it's what inspires our future.

Supporting processing operations is a big part of that future for us. We are committed, focused and determined to bring smart reduction solutions to your crushing operations.



## WE TAKE IT ON

---

FIELD SERVICES • DESIGN & ENGINEERING • MANUFACTURING & REPAIR

We know processing equipment takes a beating, and having the right equipment for the job is important. But here at L&H we look even beyond the “equipment”. From understating upstream operations and how it impacts the crushing process, to the metallurgy of component and assembly designs and how it correlates to the material being processed; when we take on a crushing project, we take it on.

In reducing ore to a preferred size, optimal crushing is critical in the process and paramount to creating efficiency downstream.

Through the recent acquisition of Innotech Solutions, a leader in crusher designs, L&H Industrial has expanded our product and service offerings for crushing equipment. With Innotech’s deep experience in crushing equipment coupled with our capabilities in Engineering & Design, Manufacturing & Repair, and Field Service; we can provide tough, reliable and safe crushing solutions even in the most demanding mining applications.



.....

.....

..... “THIS TYPE OF WORK ISN’T FOR EVERYONE,  
..... HERE AT L&H WE DO IT AS A TEAM –  
..... OUR FIELD TECHNICIANS, MACHINISTS,  
..... WELDERS, MECHANICS, ENGINEERS,  
..... SALES TEAMS, AND OUR CUSTOMERS.”

.....

.....

————— MIKE WANDLER, CEO, L&H







# BUILT FOR THE GRIND

## FROM DESIGN TO THE FIELD

Our commitment to providing honestly better solutions and innovation to our customers has been in our DNA since we were founded. With over fifty years on the job; we have studied why components fail and we have worked side-by-side with our customers in the field to solve their toughest challenges. L&H Industrial is your partner throughout your assets life-cycle.



### ENGINEERING & DESIGN

Improve crusher productivity with a new innovative design, upgrade, or retrofit your existing equipment with adaptable packages to enhance operating and maintenance features. Your operation has unique needs; our technology and innovation is here to make it happen.

Our teams utilize the most advanced technology. Paired with our extreme attention to detail and understanding of mechanical operations to reduce downtime and increase productivity, our components are built for the grind.



### MANUFACTURING & REPAIR

Built to handle the big, the small and the complicated, our state-of-the-art facilities and talented teams are experienced in crushing equipment and components. From teardowns, machining, fabrication and welding, we are equipped to be your turn-key solutions partner.

We are one of the few that can handle the extreme size and scale of crushing equipment in our facilities, but more importantly, we understand it and provide unmatched quality and safety.



### FIELD SERVICE

Maintaining your crushing equipment is fundamental to efficient operations. L&H Industrial offers complete service from inspection and diagnostics, equipment repairs, shutdown solutions and planning, as well as emergency services. Our technical teams can be on site and available 24/7 to keep your critical assets performing smoothly.





MECHANICAL

CONTROLS

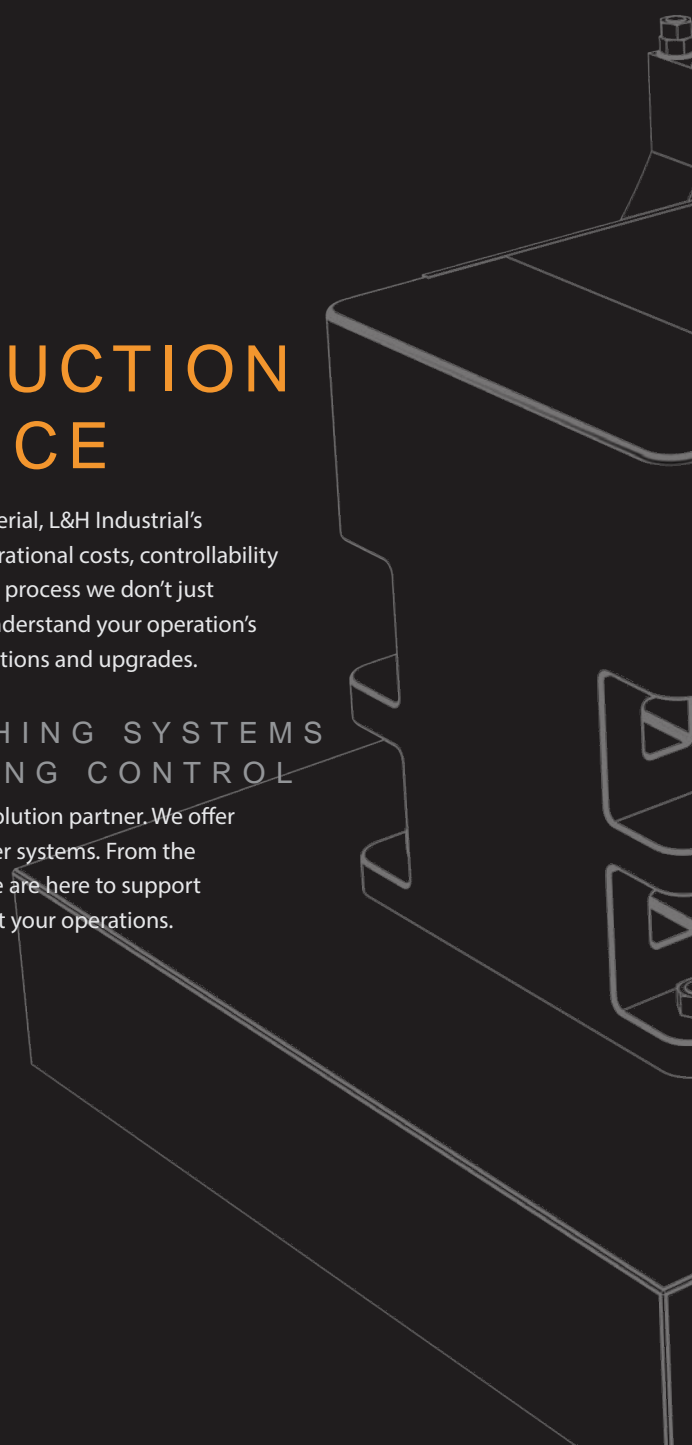
HYDRAULICS

# POWER, PRODUCTION & PERFORMANCE

Whether your operation is crushing coarse or fine material, L&H Industrial's crushing solutions deliver increased output, lower operational costs, controllability and safe operating features. Throughout your crushing process we don't just replace parts, we offer technical insight and work to understand your operation's end goal; and by working together, we craft smart solutions and upgrades.

## COMPREHENSIVE CRUSHING SYSTEMS AND COMPLETE CRUSHING CONTROL

When it comes to crushers, L&H Industrial is your full solution partner. We offer a complete solution that encompasses all major crusher systems. From the mechanical components to controls and hydraulics, we are here to support all systems of your crusher, so your crusher can support your operations.







## MECHANICAL

When it comes to your crushers mechanical components, we mean it and we bring it. Metallurgy, fabrication and mechanical innovation are central to what we have provided to the toughest machines and operations for over 5 decades. We thrive on the impossible, and when our customers need a solid solution or innovative repair we are ready for anything they throw at us.



## CONTROLS

Breaking into an entirely new offering, L&H can now provide controls on crushing equipment. As we continue to expand this offering across crusher models, we look forward to working with our customers to prioritize your needs and build power solutions for your assets.

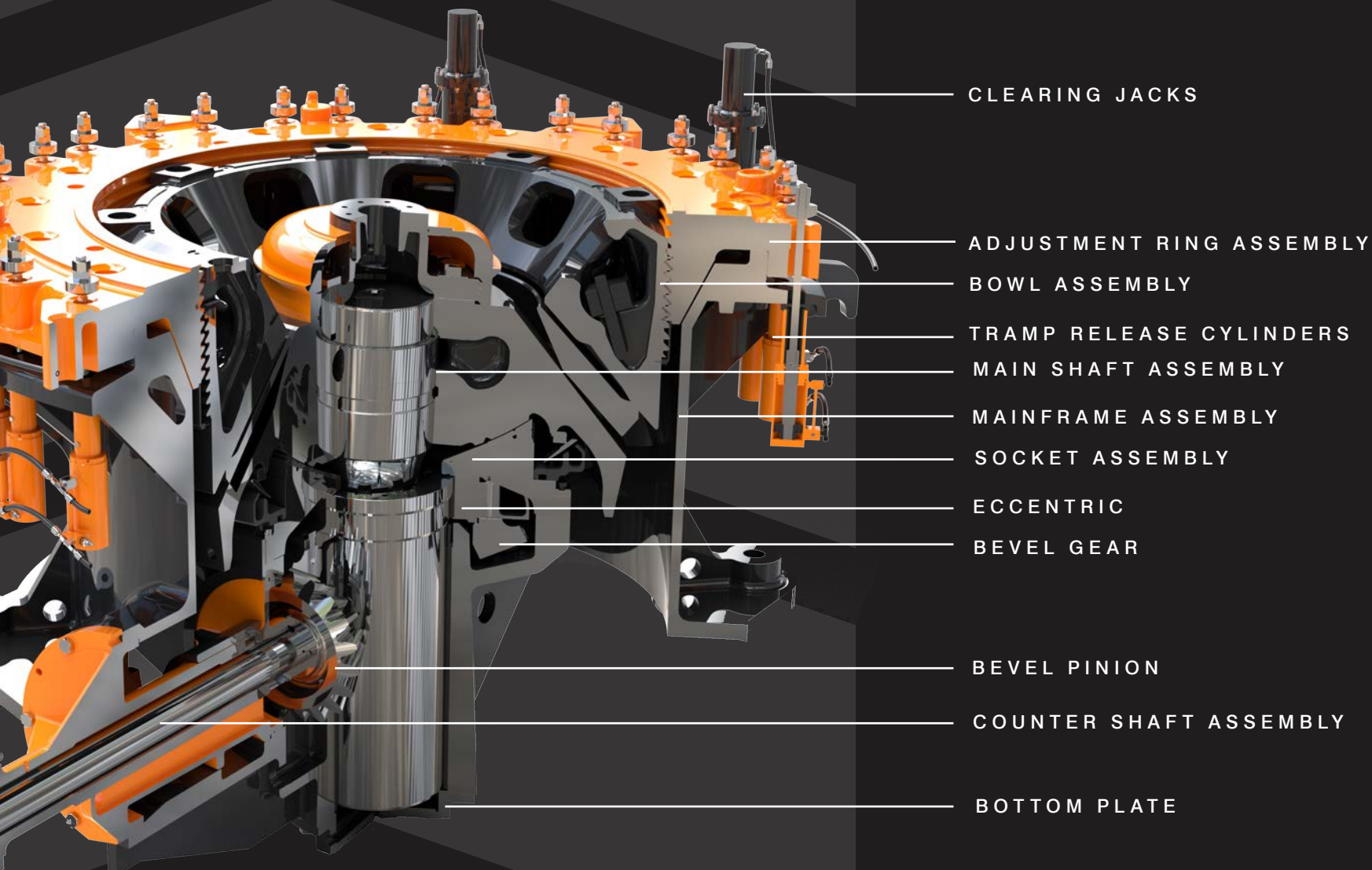


## HYDRAULICS

For your crusher's hydraulic system, L&H Industrial also supplies components and complete systems for your equipment. Keeping your hydraulic components primed for optimized performance to support your crusher's operation. From cylinders, hydraulic hoses and hydraulic conversion kits, we have the experience and know-how to complete your hydraulic package.

# CONE CRUSHERS

Ideal for secondary and tertiary crushing, cone crushers are versatile machines that are available as either course, intermediate, or fine crushers. From specifically designed crushing chambers, to heavy duty lock posts, and tramp release systems, L&H has the upgrades your cone crusher needs when it comes to increasing output and decreasing maintenance.



# GYRATORY CRUSHERS

With the ability to handle large amounts of ore, gyratory crushers offer wide feed openings, ideal for primary and secondary crushing. L&H Industrial's upgrades are designed for high throughput rates and high crushing ratios; with L&H as your partner, we can provide the optimum solution to meet your needs.

Because our customers' face ever-changing ore grades and conditions, we offer robust solutions to support a variety of operating conditions, even the most demanding. Whether it's our robust main shaft design, or manganese bronze spider bushing; we upgrade the big and the small to make a difference overall.

SPIDER

TOP SHELL

PRIMARY SHAFT

MID SHELL

BOTTOM SHELL


ECCENTRIC

BEVEL GEAR

BEVEL PINION

HYDROSET

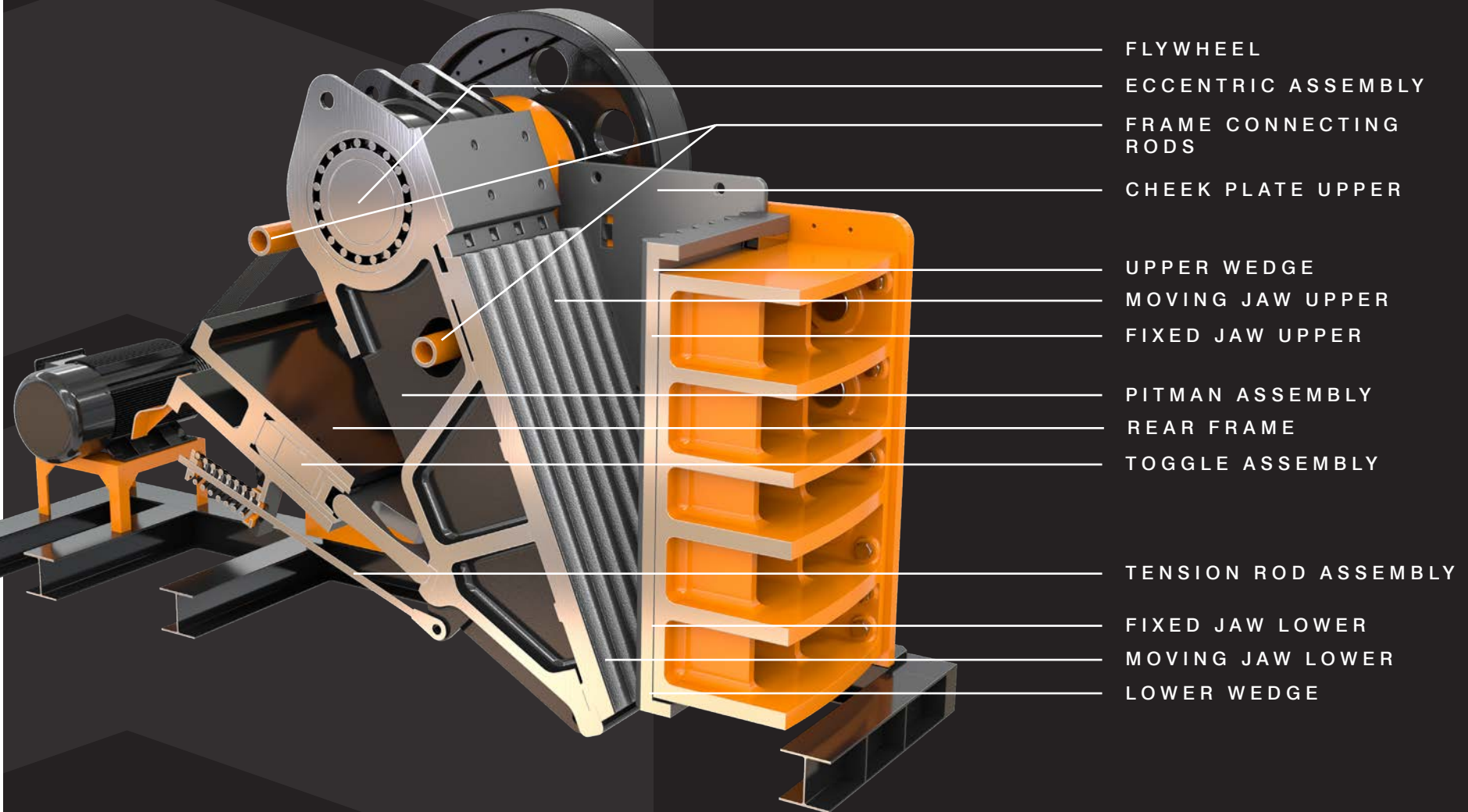
COUNTER SHAFT ASSEMBLY




# JAW CRUSHERS

Our teams understand when your primary crushing equipment fails, productivity of your entire plant is at risk; and with a jaw crusher in your crushing fleet; we can help keep it running at peak performance with maintenance upgrades and technical support when you need it.

Predominantly used in primary crushing, jaw crushers help reduce ore size for subsequent crushing stages. They pack the crushing power with a condensed footprint in comparison to alternative crushers. We provide full system support for your jaw crushing needs. If you need a custom solution - we have expert design teams. If you need an overhaul - we have world class manufacturing facilities. And if you need technical support in the field - we have experienced service technicians available 24/7.





“L&H UNDERSTANDS THE MAGNITUDE  
DOWNTIME CAN HAVE ON AN OPERATION,  
AND THEY SHARE THE SAME URGENCY AS WE  
DO TO GET US BACK UP AND RUNNING. THEY  
STAND BEHIND THEIR PRODUCT; THEY BUILD  
SOLUTIONS THAT SOLVE MAJOR PROBLEMS”

————— JAMES CHAVEZ, CAPSTONE MINING,  
PROCESSING MAINTENANCE SUPERINTENDENT

## WITH L&H, YOU GET A LOT MORE THAN JUST A CRUSHER

Our team of technical experts evaluate the size and type of material being processed along with speeds, feeds, power and pressure during operation. We collectively optimize each of these variables for increased output, consistent yield(size), and improved safety.

L&H is your partner in operational production; not just a vendor. We stand for Quality, Safety, Service and Innovation. We stand behind our products and services and we stand beside you as our customer.






# INNOVATIONS THAT MAXIMIZE OUTPUT


## TRAMP RELEASE SYSTEM


Our tramp release system increases tonnage and improves safety. Its rugged yet simple design offers a trouble-free operation – helping move lodged material from the machine so you can crush better, stronger and faster.



## HYDRAULIC ADJUSTMENT SYSTEM


Bringing automation to your crusher – providing ease of converting electrical and hydraulic systems during operation with excellent reliability and durability across multiple units.





## GEAR DRIVEN ADJUSTMENT SYSTEM

With operator safety at the forefront of our design, this system has a one-piece weld-on gear that allows for easy install and contact free adjustment. Additionally, weld-on drive brackets drop into existing holes in the adjustment ring and a larger pinion face accommodates bowl adjustment while maintaining gear contact.



## SUPER DUTY LOCK POST

This OEM compatible design is completely sealed from dust and moisture. Additionally, the super duty seals and bearings extend life and reliability; and further eliminates any side loading of the crusher.

## ROTATING FEED DISTRIBUTOR


By homogenizing your material feed through even distribution into the crusher's cavity while helping increase the life of the liners – and by evenly distributing feed, it also eliminates crusher abuse and extreme wear.



## POWER UNIT


Our sleek compact design requires minimal space; and with PLC based controls, you can easily set up alarms and integrate with your automation system. With seamless installation and removal of the bowl, our power unit also works with motor drives to turn the bowl up or down.





## PACKAGED LUBE SYSTEM

Scalable across crusher models our packaged lube system provides a heavy-duty pump capacity, three-phase motor, and large 200-gallon tank. The single filter with bypass, main relief valve and immersion oil heater all accompany the assembly which comes ready and skid mounted for easy installation. Additionally, L&H offers an air and oil cooler as an add on option to the packaged lube systems.




## HEAVY DUTY RAM

Complete with protection for hose fittings, the free pivoting design also includes an upgraded cylinder. Our heavy duty ram and lock post assembly are easy to install and designed around safe maintenance.









# Honestly Better<sup>®</sup>

CORPORATE  
HEADQUARTERS  
L&H Industrial  
913 L&J Court  
Gillette, WY 82718 USA

[LNH.NET](http://LNH.NET)